


easYgen-2200/2300/2500

Genset Control for Multiple Unit Operation

DESCRIPTION

The easYgen-2000 Series is a compact, affordable genset control and protection package for load sharing up to 16 gensets in island operation, or parallel operation of a single unit with a utility. Its integrated load dependent start/stop programming allows you to define how gensets are brought on- and off-line to support changing load demands. It equally works with a mix of different sized engines, so you can maintain the spinning reserve you need while optimizing fuel efficiency.

The easYgen-2000 Series works with many common industrial interfaces: CANopen for peer-to-peer load sharing; J1939 for engine ECU; Modbus RTU for PLC, HMI, and SCADA; and modem for remote control and programming using Woodward ToolKit software.

FlexApp™ – This feature provides the tools to easily configure the number of operated breakers: None, GCB, GCB and MCB.

LogicsManager™ – Woodward's LogicsManager enables to change the operation sequences and adapt them to specific needs. The LogicsManager accomplishes this by monitoring a range of measuring values and internal states, which are combined logically with Boolean operators and programmable timers. This enables to create and/or modify control and relay functions.

FlexIn™ – The analog inputs are configurable to operate with VDO, resistive, and/or 0 to 20 mA senders.

Flexible Outputs – Speed and voltage bias outputs are configurable to function with all speed governors and voltage regulators. The outputs can also be used as freely scalable outputs (e.g. for driving external meters).

FlexCAN™ – Flexible and isolated CAN bus providing different protocols: CANopen protocols; coupling of IKD 1 expansion cards (up to 16DI/16DOs) as well as of 3rd party expansion cards (request more detailed information from our sales department). ECU 1939 communication with start/stop and alarm management.

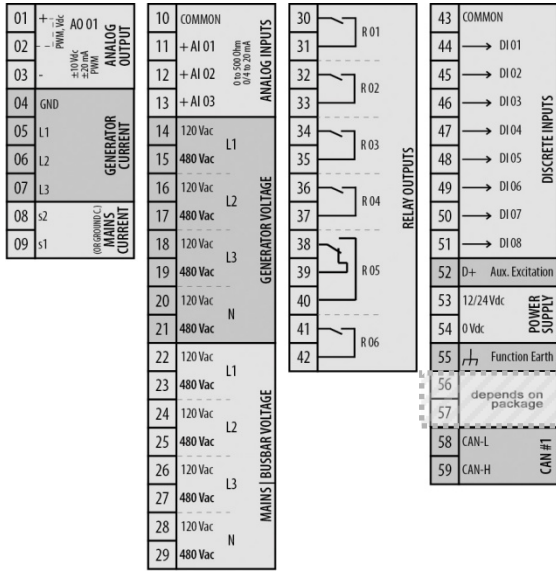
FEATURES

- Operation modes: Auto, Stop, Manual, and Load/No Load test modes via discrete input possible
- Breaker control: Slip frequency / phase matching synchronization, open-close control, breaker monitoring
- Load transfer features: open / closed transition, interchange, soft loading / soft unloading, mains parallel
- Remote control via interface and discrete/analog inputs for adjusting speed, frequency, voltage, power, reactive power, and power factor set points
- Active power and reactive power load sharing with up to 16 units including load-dependent start/stop
- Operating hours/start/maintenance counters - Operating hours also available from a connected ECU via J1939/CAN
- Supported ECU: Scania EMS/S6, Deutz EMR2, Volvo EMS2, MTU ADEC ECU7/8, Woodward EGS, MAN EDC 7, SISU EEM2/3, Cummins, Perkins and J1939 standard messages
- Multi-lingual capability (11 languages in 1 unit configurable: English, German, French, Spanish, Chinese, Japanese, Italian, Portuguese, Turkish, Russian, Polish)
- Event recorder (300 events, FIFO) with real time clock (battery backed; min. 5 years)
- 128x64 dot graphical interactive LC display with soft keys
- Start/stop logic for Diesel/Gas engines
- Engine pre-glow or purge control
- Warm-up control via timer or coolant temperature
- PC and/or front panel configurable (ToolKit software)
- Multi-level password protection
- Discrete I/O expansion board connectivity (Woodward IKD 1 or Phoenix Contact IL series)

- Island, mains parallel & AMF operation
- Load sharing and load-dependent start/stop for up to 16 units
- Synchronization with phase matching and slip frequency
- Load transfer programs
- Soft loading features
- Open/closed transition
- CANopen / J1939 ECU Control
- Freely configurable discrete & analog I/Os
- Multi-lingual display
- Fast configuration by partial setting files
- Modbus RTU Protocol
- Support of asynchronous generators
- Generator kWh/kvarh meter
- Dynamic mains stabilization (as per BDEW)
- QV monitoring

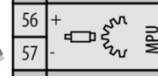
TERMINAL DIAGRAM

easYgen-2200

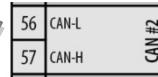


Differences between packages:

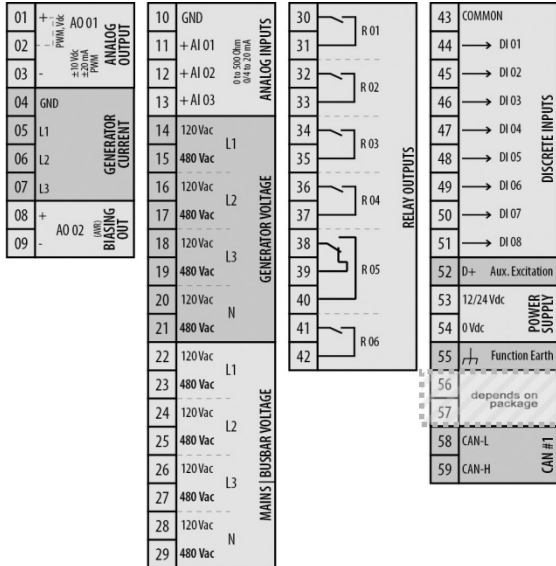
easYgen-2200 P1



easYgen-2200 P2

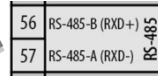


easYgen-2300

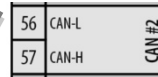


Differences between packages:

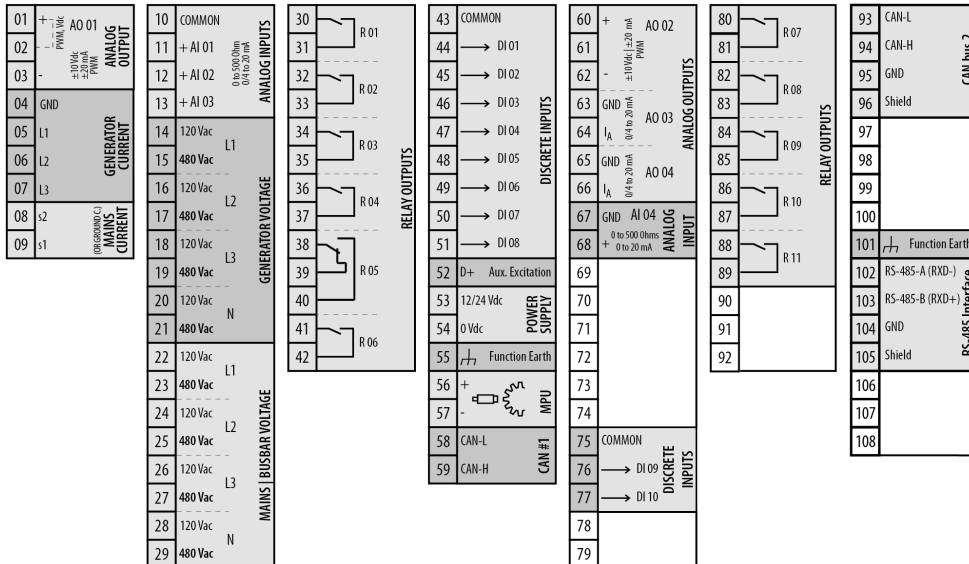
easYgen-2300 P1



easYgen-2300 P2



easYgen-2500 (P1)



FEATURES OVERVIEW

CONTACT

North & Central America

Tel.: +1 970 962 7331
 ✉ SalesPGD_NAandCA@woodward.com

South America

Tel.: +55 19 3708 4800
 ✉ SalesPGD_SA@woodward.com

Europe

Tel. Stuttgart: +49 711 78954 510
 Tel. Kempen: +49 2152 145 331
 ✉ SalesPGD_EUROPE@woodward.com

Middle East & Africa

Tel.: +971 2 6275185
 ✉ SalesPGD_MEA@woodward.com

Russia

Tel.: +7 812 319 3007
 ✉ SalesPGD_RUSSIA@woodward.com

China

Tel.: +86 512 8818 5515
 ✉ SalesPGD_CHINA@woodward.com

India

Tel.: +91 124 4399 500
 ✉ SalesPGD_INDIA@woodward.com

ASEAN & Oceania

Tel.: +49 711 78954 510
 ✉ SalesPGD_ASEAN@woodward.com

www.woodward.com

Subject to alterations, errors excepted.

Subject to technical modifications.

This document is distributed for informational purposes only. It is not to be construed as creating or becoming part of any Woodward Company contractual or warranty obligation unless expressly stated in a written sales contract.

We appreciate your comments about the content of our publications. Please send comments including the document number below to stgt-doc@woodward.com

© Woodward

All Rights Reserved

For more information contact:

37548A - 2014/01/Stuttgart

EASY GEN 2000	Model / Package	easYgen-2000 Series				
		2200 P1	2200 P2	2300 P1	2300 P2	2500 P1
Measuring						
Generator voltage (3-phase/4-wire)		✓	✓	✓	✓	✓
Generator current (3x true r.m.s.)		✓	✓	✓	✓	✓
Mains / Bus bar voltage (3-phase/4-wire)		✓	✓	✓	✓	✓
Mains or ground current (1x true r.m.s.) #1		✓	✓	-	-	✓
Control						
Different Breaker Operation modes	<i>FlexApp™</i>	✓	✓	✓	✓	✓
Automatic, Manual, and Stop operating modes		✓	✓	✓	✓	✓
Single unit mains parallel operation		✓	✓	✓	✓	✓
Multiple-unit island parallel operation (up to 16 units)		✓	✓	✓	✓	✓
AMF (auto mains failure operation)		✓	✓	✓	✓	✓
Stand-by operation		✓	✓	✓	✓	✓
Critical mode operation		✓	✓	✓	✓	✓
GCB and MCB synchronization (slip synchronization / phase matching)		✓	✓	✓	✓	✓
Open (break-before-make) and closed (make-before-break) transition		✓	✓	✓	✓	✓
Interchange		✓	✓	✓#7	✓#7	✓
Load-dependent start/stop		✓	✓	✓	✓	✓
n/f, V, P, Q, and PF remote control via analog input or interface		✓	✓	✓	✓	✓
Load/var sharing for up to 16 gensets		✓	✓	✓	✓	✓
Start/stop logic for Diesel/Gas engines		✓	✓	✓	✓	✓
HMI						
Soft keys (advanced LC display)		✓	✓	✓	✓	✓
Generator kWh/kvarh meter		✓	✓	✓	✓	✓
Operating hours/start/maintenance counter		✓	✓	✓	✓	✓
Configuration via PC #2		✓	✓	✓	✓	✓
Event recorder entries with real time clock (battery backup)		300	300	300	300	300
Protection						
	ANSI#					
Generator: voltage/frequency	59/27/810/81U	✓	✓	✓	✓	✓
Generator: overload, reverse/reduced power	32/32R/32F	✓	✓	✓	✓	✓
Generator: unbalanced load	46	✓	✓	✓	✓	✓
Generator: instantaneous overcurrent	50	✓	✓	✓	✓	✓
Generator: time-overcurrent (IEC 255 compliant)	51	✓	✓	✓	✓	✓
Generator: ground fault	50G	✓	✓	✓#3	✓#3	✓
Generator: power factor	55	✓	✓	✓	✓	✓
Generator: rotation field		✓	✓	✓	✓	✓
Engine: overspeed/underspeed	12/14	via Speed input	via ECU [CAN/J1939]	-	via ECU [CAN/J1939]	via Speed input or ECU [CAN/J1939]
Genset: speed/frequency mismatch		✓	✓	-	✓	✓
Engine: D+ auxiliary excitation failure		✓	✓	✓	✓	✓
Mains: voltage/frequency/phase shift/ROCOF	59/27/810/81U/78	✓	✓	✓	✓	✓
Mains: rotation field		✓	✓	✓	✓	✓
I/Os						
Speed input (magnetic/switching; Pickup)		✓	-	-	-	✓
Discrete alarm and control inputs (configurable)		8	8	8	8	10
Discrete outputs (configurable)	<i>LogicsManager™</i>	6	6	6	6	11
External discrete inputs / outputs via CANopen (maximum)#4		16 / 16	16 / 16	16 / 16	16 / 16	16 / 16
Analog inputs (configurable)	<i>FlexIn™</i>	3	3	3	3	4
Analog outputs (+/- 10V, +/- 20mA, PWM; configurable)		1	1	2#6	2#6	4
CAN bus communication interfaces	<i>FlexCAN™</i>	1	2	1	2	2
RS-485Modbus RTU Slave interface		-	-	1	-	1
Service Port (USB or RS-232) - Woodward DPC cable required #2		✓	✓	✓	✓	✓
Listings/Approvals						
UL / cUL listing		✓	✓	-	-	✓
GOST-R		✓	✓	-	-	✓
LR & ABS Marine		✓	✓	-	-	✓
CE Marked		✓	✓	✓	✓	✓
P/Ns						
		2200 P1	2200 P2			2500 P1
Plastic Housing						
1A CT inputs / front panel mounting with display #5	P/N	8440-1856	8440-1858	-	-	8440-1860
5A CT inputs / front panel mounting with display #5	P/N	8440-1855	8440-1857	8440-2080	8440-2058	8440-1884

#1 mains or ground current selectable

#2 via serial (external Woodward DPC cable required – USB connector: P/N 5417-1251 / RS-232 connector: P/N 5417-557) or CAN connection by ToolKit software

#3 calculated ground current

#4 it is possible to connect up to two digital IO expansion boards (P/N 8440-2028), which provide 8 additional DIs and DOs each

#5 a screw and a clamp kit are delivered with the unit for fastening

#6 external resistor (500 Ohms) for voltage mode is part of delivery

#7 Soft interchange from generator to mains but hard interchange from mains to generator